

ABBTF

**AUSTRALIAN BRICK & BLOCKLAYING
TRAINING FOUNDATION LIMITED**

A.C.N. 097 159 914
(A COMPANY LIMITED BY GUARANTEE)

ANNUAL REPORT

FOR THE YEAR ENDED 30 JUNE 2007

TABLE OF CONTENTS

	Page No
• Table of Contents	1
• Directory	2
• Performance Highlights	3
• Directors Report	4-8
• Directors Declaration	9
• Auditor Report	10-11
• Auditor Declaration	12
• Statement of Financial Performance	13
• Statement of Financial Position	14
• Statement of Cash Flow	15
• Statement of Changes in Equity	16
• Notes to the Financial Statement	17-22

AUSTRALIAN BRICK & BLOCKLAYING TRAINING FOUNDATION LTD
(A.C.N. 097 159 914)

DIRECTORY

Head Office:	Australian Brick & Blocklaying Training Foundation Ltd
Office Address:	488 South Road Moorabbin Victoria 3189
Postal Address:	PO Box 4297 Wishart Victoria 3189
Telephone:	03 9209 5777 1300 66 44 96
Facsimile:	03 9209 5880
General Manager:	Geoff Noble
Accountant:	S J Canny Pty Ltd
Auditor:	T V Lant & Associates
Website:	www.becomeabricklayer.com.au

PERFORMANCE HIGHLIGHTS

During the year to June 2007 Australian Brick & Blocklaying Training Foundation (ABBTF) achieved the following:

- The ABBTF scheme to address the skills shortage in bricklaying was introduced in Tasmania, Western Australia and South Australia.
- ABBTF commenced subsidies to bricklayers directly employing new apprentices of up to \$6,000 over the apprenticeship term in all six States and Australian Capital Territory.
- ABBTF commenced subsidies to Group Training Companies to reduce charge out rates for apprentices to host employers in Queensland, Australian Capital Territory, Western Australia and South Australia. Subsidies through Group Training Companies have continued in New South Wales and Victoria. Sixty-one Group Training Companies have signed agreements to participate in the scheme nationally.
- ABBTF now support the employment of 637 apprentices either directly or through group schemes. Supported apprentices at June 2006 were 343.
- The number of apprentices enrolled in bricklayer training nationally is 2,713 compared with 2,521 at June 2006. Enrolments in pre-apprenticeship training were lower at 543 compared with 571 in the previous year.
- ABBTF have partnerships with 39 TAFE colleges and private registered training organisations delivering bricklayer training to apprentices. ABBTF have supported the introduction of apprentice training for the first time at six TAFE colleges during the past 12 months.
- Step Out Programs provided by ABBTF gave 2,407 secondary school students a hands on experience in bricklaying. This is an increase over the 1,010 students who participated in the program in 2006.
- A large number of careers events and promotions were attended to raise the image of bricklaying and promote training and career paths offered by the trade.
- ABBTF promoted bricklaying employment opportunities in Australia to bricklayers in the United Kingdom under the Independent Skilled Migration program. The promotion at migration expos and ABBTF information sessions in the United Kingdom generated over 100 expressions of interest. Intending migrants are being assisted with advice and visa cost reimbursement on arrival.

AUSTRALIAN BRICK & BLOCKLAYING TRAINING FOUNDATION LTD
(A.C.N. 097 159 914)

DIRECTORS REPORT
YEAR ENDED 30 JUNE 2007

The board of directors presents the audited accounts of the Australian Brick & Blocklaying Training Foundation Ltd (ABBTF) for the year ended 30 June 2007.

Directors

The directors as at the date of this report are:

Colin Kupke

Keith Mitchelhill

Lindsay Partridge

Bruce Mackenzie

Patrick Eather

Lawrie Dore

Brian Moss

Geoff Noble

Grant Daly

Neill Evans (appointed 21 November 2006)

Chris Lamont (appointed 28 February 2007)

Directors who have resigned during or since the end of the financial year:

Chris Grubb (resigned 21 November 2006)

Elizabeth Crouch (resigned 28 February 2007)

Principle Activities

The principle activities of the Foundation are to address the skills shortage in bricklaying by promotion and recruiting, bricklayer training support and apprentice employment support.

Financial Results

The net funds available as a result of the operating activities for the year were \$1,044,418 (2006 - \$550,229).

The company is exempt from paying income tax.

Review of Operations

Promotion

The past year of operation of the scheme has seen increased promotion and awareness of our scheme and the further recognition and value of bricklayer training.

A record number of career events were attended in Victoria, New South Wales and Queensland, lifting the profile of the trade and advising students, parents and the school community of the career path available to young people completing an apprenticeship in bricklaying. Many events included a "try a trade" where budding bricklayers handled the trowel for the first time.

Step Out Program

Step Out Programs for secondary school students in years 10 to 11 provide a valuable tool to market the trade as well as prepare young people for structured training. This 40 hour program in New South Wales and Queensland was usually project based and provided a good visual demonstration of the art of bricklaying as well as a permanent fixture at the school in the form of a BBQ, garden wall, or outdoor seating. Over 1,000 students in New South Wales and Queensland were given the hands on experience provided by the course. The Victorian Step Out Programs were conducted at TAFE colleges to give students a taste of training methods in the mature TAFE environment by qualified trainers. A number of Step Out Program students have since commenced a pre-apprenticeship or apprenticeship in bricklaying.

DIRECTORS REPORT
YEAR ENDED 30 JUNE 2007

The Step Out Program was also introduced to students in the Australian Capital Territory, Tasmania and Western Australia during the year. The format fits the school curriculum and leads to an informed career choice in the trade. The investment at pre-entry level also reduces the drop out rate which is evident early in the apprenticeship term.

Pre-Apprenticeship Training

ABBTF aim to increase enrolments in pre-apprenticeship training did not succeed in all States. Queensland had success where the Step Out Programs were strictly targeted towards the 13 week Intensive Skills Course (ISC) which gained credit in time and training in the Certificate III apprenticeship training.

The issues limiting enrolment growth are the attraction of paid work rather than training at a cost, students preferring to stay to year 12 and seek higher qualifications, and groups made up from unemployed people lacking learning skills. The risk of training at a loss on low placement numbers on course completion also deters training providers from running pre-apprenticeship courses.

Additional spending by ABBTF on specific course promotion did improve numbers but fell short of our expectations.

Apprentice Training and Employment

The numbers of apprentices enrolled for Certificate III bricklaying training increased in our operating States over the financial year.

Victoria

Growth in Victoria was moderate where an easing construction market reduced demand for new apprentices. This is now changing with new ABBTF subsidies and numbers by the end of 2007 should exceed 2006. ABBTF efforts in Victoria saw bricklayer training introduced at Gippsland and Warrnambool. Swinburne at Croydon in the eastern suburbs built on its start in 2005 to increase enrolments.

Support for directly employed apprentices was introduced this year. This \$6,000 subsidy caters for employers not using Group Training Companies where subsidies of up to \$10,800 have been offered for some years.

Mature age apprentices over 23 years of age have also benefited from our support of \$2,000 to offset the low apprentice wages in the first year.

New South Wales

New South Wales apprentice enrolments were stable reflecting the moderate level of building activity in recent years. Commencements are now at a higher level than last year indicating some confidence in taking on new apprentices.

ABBTF subsidies of up to \$6,000 were introduced to support bricklayers directly employing a new apprentice. Previous support was only through a Group Training Company where support has now been set at \$3,600 per year up to \$14,400 in total. With 80% of apprentices directly employed the new support generated some growth in numbers.

Queensland

Queensland has experienced strong growth in apprenticeship numbers over the year due to very effective Step Out Programs and ISC training programs. The buoyant building industry has also given confidence to employers. Training has commenced for the first time at Cairns, Toowoomba and Mackay due to our efforts in the State. Employment growth has been boosted by the apprentice employment support announced this year of \$6,000 for direct and \$8,000 subsidy through a Group Training Company.

AUSTRALIAN BRICK & BLOCKLAYING TRAINING FOUNDATION LTD
(A.C.N. 097 159 914)

DIRECTORS REPORT
YEAR ENDED 30 JUNE 2007

Australian Capital Territory

The ACT also introduced the same employment support for new apprentices back to January 2006. The bricklayers have taken up the offer with growth particularly in the commercial area. The quality of new apprentices in Canberra is being underpinned by ABBTF sponsored Step Out Programs in local schools.

Tasmania

The ABBTF scheme was announced in late 2006 and fully funded by the market and brick and blocklaying companies by August 2007. Step Out Programs have been run successfully in schools and support of \$6,000 to bricklayers employing a new apprentice has been announced and is effective from January 2007.

Western Australia

The scheme was launched in Western Australia in April 2007 on behalf of the three brick manufacturers. The high volume of brick in the market due to double brick construction and the labour shortage brought on by the mining boom resulted in an acute shortage of bricklayers and other building trades.

Subsidies to support apprentice employment were immediately announced and plans put in place for Step Out Programs in schools and support for pre-apprenticeship training.

More than 60% of apprentices are employed through Group Training Companies and their charge out rate is now subsidised by \$6,000 over a three year apprenticeship and \$4,000 over a two year residential apprenticeship. Bricklayers with directly employed apprentices also qualify for the \$6,000 subsidy paid at the end of each year level. All ABBTF subsidies are paid in addition to BCITF and Government support.

Apprentice numbers are growing however there is strong competition for school leavers by the mines and other industries offering well paid jobs.

South Australia

The scheme was launched in South Australia in April 2007 and employment support of \$6,000 over the four year term was announced. All employers of bricklaying apprentices from April may qualify either directly or through a Group Training Company. The strategy is to increase apprentice numbers by partnering TAFESA and FCT to conduct Step Out Programs in schools and increase pre-apprenticeship numbers. Seven Group Training Companies have signed agreements to employ more apprentices with the benefit of lower charge out rates due to ABBTF support.

All ABBTF subsidies are paid in addition to CITB and Federal Government support.

Australian Brick & Blocklaying Training Foundation Ltd								
ABBTF Numbers for Year to 30 June 2007								
	Step Out Program in Schools		Pre-apprentices Enrolled		Apprentices in Training		Apprentices Supported by ABBTF	
	2007	2006	2007	2006	2007	2006	2007	2006
VIC	255	180	209	264	691	689	190	160
NSW	1008	210	60	75	643	630	165	145
QLD	1039	620	128	72	450	371	190	38
ACT	31	0	0	0	59	50	26	0
TAS	60	0	0	0	32	31	4	0
WA	14	0	128	148	678	580	50	0
SA	0	0	18	12	160	170	12	0
	2407	1010	543	571	2713	2521	637	343

AUSTRALIAN BRICK & BLOCKLAYING TRAINING FOUNDATION LTD
(A.C.N. 097 159 914)

DIRECTORS REPORT
YEAR ENDED 30 JUNE 2007

Partnerships in Training and Employment		
	TAFE Colleges and RTO's	GTC's with Agreements
VIC	9	19
NSW	10	12
QLD	8	10
ACT	2	3
TAS	1	0
WA	7	10
SA	2	7
	39	61

UK Skilled Migration

ABBTf has a program to increase bricklayer numbers by promoting work opportunities in Australia to bricklayers in the United Kingdom under the independent skilled migration program.

Promotional events in the UK in October 2007 were attended with Department of Immigration and Citizenship (DIAC) and ABBTf. Presentations at information nights and DIAC events generated over 100 expressions of interest. Potential migrants are being tracked and assisted and new arrivals reimbursed for their Visa costs after three months working in the trade.

Levy Contributions

The scheme is jointly funded by brick and block manufacturers and their customers at a rate of \$2.00 per thousand bricks delivered (\$4.00 per thousand for double height in Western Australia) for clay bricks and 10 cents per square metre in the wall for concrete masonry. The levy is approved by the Australian Competition and Consumer Commission (ACCC), authorisation number A90993 dated 26 April 2006.

Dividends

The company does not have a share capital and it is precluded from paying dividends.

Significant Changes

During the year the apprenticeship scheme was introduced in Tasmania, Western Australia and South Australia to address the bricklayer shortage in those States.

Matters subsequent to Balance Date

There are no matters or circumstances which have arisen since 30 Jun 2007 that have significantly affected or may significant affect:

1. the operations of the company;
2. the results of those operations; or
3. the state of affairs of the company,

in the financial years subsequent to that financial year.

Likely Developments in Operations

The number of apprentices supported by subsidies to their employers is planned to increase from 637 to 1369 by June 2008 as new apprentices sign contracts of employment and training.

Contracts with Directors

Since the end of the previous financial year, no director has received or become entitled to receive any benefit (other than a benefit included in the aggregate amount of remuneration of directors shown in the accounts) by any reason of a contract made by the company with any director, or with a firm of which a director is a member, or with a company in which a director has a substantial financial interest.

AUSTRALIAN BRICK & BLOCKLAYING TRAINING FOUNDATION LTD
(A.C.N. 097 159 914)

DIRECTORS REPORT
YEAR ENDED 30 JUNE 2007

Indemnifying Officer or Auditor

The company has not, during or since the financial year, in respect of any person who is or has been an officer or auditor of the company or a related body corporate:

- Indemnified or made any relevant agreement for indemnifying against a liability incurred as an officer, including costs and expenses in successfully defending legal proceedings; or
- Paid or agreed to pay a premium in respect of a contract insuring against liability incurred as an officer for the costs or expenses to defend legal proceedings.


With the exception of the following matters:


During the financial year the company has paid to insure each of the directors against liabilities for costs and expenses incurred by them in defending any legal proceedings arising out of their conduct while acting in the capacity of director of the company, other than conduct involving a wilful breach of duty in relation to the company.

Information on Directors

Name:	Qualifications	Meetings Attended
Colin Kupke	Director	4
Keith Mitchelhill	Director	3
Lindsay Partridge	Director	3
Bruce Mackenzie	Director	2
Patrick Eather	Director	2
Lawrie Dore	Director	2
Brian Moss	Director	3
Geoff Noble	Director/Secretary	4
Grant Daly	Director	2
Neill Evans (appointed 21 November 2006)	Director	2
Chris Lamont (appointed 28 February 2007)	Director	2
Chris Grubb (resigned 21 November 2006)	Director	1
Elizabeth Crouch (resigned 28 February 2007)	Director	2

This report is made in accordance with a resolution of the board.

Director  Colin Kupke

Director  Geoff Noble

Dated at Brisbane this 29th Day of August 2007.

AUSTRALIAN BRICK & BLOCKLAYING TRAINING FOUNDATION LTD
(A.C.N. 097 159 914)


DIRECTORS DECLARATION

In the opinion of the Directors of the company:

- (a) the financial statements and notes are in accordance with the Corporations Act 2001, including,
 - (i) giving a true and fair view of the financial position of the company as at 30 June 2007 and of its performance, as represented by the results of its operations, changes in equity and its cash flows, for the period ended on that date; and
 - (ii) complying with Accounting Standards and the Corporation's Regulations 2001 and other mandatory professional requirements; and
- (b) there are reasonable grounds to believe that the company will be able to pay its debts as and when they become due and payable.

Signed in accordance with a resolution of the board.

Director



Colin Kupke

Director



Geoff Noble

Dated at Brisbane this 29th Day of August 2007.

INDEPENDENT AUDIT REPORT TO THE MEMBERS OF AUSTRALIAN BRICK & BLOCKLAYING TRAINING FOUNDATION LIMITED

Scope

The financial report and directors' responsibility

The financial report comprises the income statement, balance sheet, cash flow statement, statement of changes in equity, accompanying notes to the financial statements and the directors' declaration for the Australian Brick & Blocklaying Training Foundation Limited ("the foundation"), for the year ended 30 June 2007.

The directors of the company are responsible for the preparation and true and fair presentation of the financial report, in accordance with the *Corporations Act 2001*. This includes responsibility for the maintenance of adequate accounting records and internal controls that are designed to prevent and detect fraud and error, and for the accounting policies and accounting estimates inherent in the financial report.

Audit approach

We conducted an independent audit in order to express an opinion to the members of the foundation. Our audit was conducted in accordance with Australian Auditing Standards, in order to provide reasonable assurance as to whether the financial report is free of material misstatement.

The nature of an audit is influenced by factors such as the use of professional judgment, selective testing, the inherent limitations of internal control, and the availability of persuasive rather than conclusive evidence. Therefore, an audit cannot guarantee that all material misstatements have been detected.

We performed procedures to assess whether in all material respects the financial report presents fairly, in accordance with the *Corporations Act 2001*, including compliance with Accounting Standards in Australia, and other mandatory financial reporting requirements in Australia, a view which is consistent with our understanding of the foundation's financial position, and of its performance as represented by the results of its operations and cash flows.

We formed our audit opinion on the basis of these procedures, which included:

β examining, on a test basis, information to provide evidence supporting the amounts and disclosures in the financial report, and

β assessing the appropriateness of the accounting policies and disclosures used and the reasonableness of significant accounting estimates made by the directors.

While we considered the effectiveness of management's internal controls over financial reporting when determining the nature and extent of our procedures, our audit was not designed to provide assurance on internal controls.

Independence

In conducting our audit, we followed applicable independence requirements of Australian professional ethical pronouncements and the *Corporations Act 2001*.

Audit Opinion

In our opinion, the financial report of the Australian Brick & Blocklaying Training Foundation Limited is in accordance with:

- (a) the Corporations Act 2001, including:
 - (i) giving a true and fair view of the foundation's financial position as at 30 June 2007 and of its performance for the year ended on that date; and
 - (ii) complying with Accounting Standards in Australia and the Corporations Regulations 2001; and
- (b) other mandatory financial reporting requirements in Australia.



Terrence Victor Lant
Registered Company Auditor
13 August 2007

**AUDITOR'S INDEPENDENCE DECLARATION UNDER SECTION 307C OF
THE CORPORATIONS ACT 2001 TO THE DIRECTORS OF AUSTRALIAN
BRICK & BLOCKLAYING TRAINING FOUNDATION**

I declare that, to the best of my knowledge and belief, during the year ended 30 June 2007 there have been:

- i) no contraventions of the auditor independence requirements as set out in the *Corporations Act 2001* in relation to the audit; and
- ii) no contraventions of any applicable code of professional conduct in relation to the audit.



Terrence Victor Lant
Registered Company Auditor

13 August 2007
Donvale

AUSTRALIAN BRICK & BLOCKLAYING TRAINING FOUNDATION LTD
(A.C.N. 097 159 914)

STATEMENT OF FINANCIAL PERFORMANCE
YEAR ENDED 30 JUNE 2007

		2007	2006
	Note	\$	\$
Income			
Interest Received		113,328	19,706
Members Levy		5,497,351	2,462,650
Total Income		5,610,679	2,482,356
Cost Of Sales			
Taster/Step Out Program		495,348	161,153
Pre-apprenticeship		65,380	63,814
Employment Subsidy		2,284,920	1,015,031
Direct Employment		471,100	-
Mature Age Allowance		46,000	30,000
Total Cost Of Sales		3,362,748	1,269,999
Gross Surplus		2,247,931	1,212,357
Expenses			
Administration Costs	2	269,132	195,567
Promotional Costs	3	396,384	207,348
Development Costs	4	537,997	259,213
Total Expenses		1,203,513	662,129
Net Funds Available		1,044,418	550,229

AUSTRALIAN BRICK & BLOCKLAYING TRAINING FOUNDATION LTD
(A.C.N. 097 159 914)

STATEMENT OF FINANCIAL POSITION
YEAR ENDED 30 JUNE 2007

	Note	2007 \$	2006 \$
Current Assets			
Cash and cash equivalents	5	3,994,708	1,873,991
Trade Debtors		1,366,491	691,689
BITS Loan Account		43,073	5,223
Total Current Assets		5,404,272	2,570,903
Non Current Assets			
Property, plant and equipment	6	71,087	39,181
Total Non Current Assets		71,087	39,181
Total Assets		5,475,359	2,610,084
Current Liabilities			
Trade and other payables	7	207,413	110,540
Accrued Expenses	8	2,096,929	485,455
Lease liability		15,122	9,682
GST Liabilities		197,593	111,926
Total Current Liabilities		2,517,057	717,602
Non Current Liabilities			
Lease liability		40,635	19,233
Total Non Current Liabilities		40,635	19,233
Total Liabilities		2,557,692	736,835
Net Assets		2,917,667	1,873,248
Equity			
New South Wales	9	448,891	430,410
Australian Capital Territory	9	213,574	185,272
Queensland	9	1,650,321	1,087,456
West Australia	9	285,390	-
South Australia	9	39,757	-
Tasmania	9	13,259	-
Victoria	9	266,475	170,110
Total Equity		2,917,667	1,873,248

AUSTRALIAN BRICK & BLOCKLAYING TRAINING FOUNDATION LTD
(A.C.N. 097 159 914)

STATEMENT OF CASH FLOW
YEAR ENDED 30 JUNE 2007

	Note	2007 \$	2006 \$
Cash Flows From Operating Activities			
Industry contributions		4,883,895	1,956,827
Interest		113,328	19,706
GST Collected		488,740	177,624
GST Paid/forwarded to ATO		(457,236)	(124,025)
Payments to suppliers and employees		(2,825,982)	(1,380,707)
Net cash provided by operating activities		2,202,745	649,424
Cash Flows From Investing Activities			
Contributions from other states		-	1,026,290
Loans to BITS		(37,849)	(5,224)
Purchases of plant and equipment		(44,179)	(9,401)
Net cash provided by investing activities		(82,028)	1,011,666
Net increase in cash held		2,120,717	1,661,090
Cash at the beginning of the financial year		1,873,991	212,901
Cash at the end of the financial year		3,994,708	1,873,991
Reconciliation of cash flow			
Cash on hand		896	794
Cash at bank		3,993,812	1,873,197
		3,994,708	1,873,991
Non-cash flows in operating profit			
Depreciation		12,273	3,090
(Increase)/decrease in debtors		(674,802)	(556,406)
(increase)/decrease in BITS loan account		(37,851)	(5,223)
(Increase)/decrease in fixed assets		(44,179)	(39,303)
Increase/(decrease) in equity		1,044,419	1,574,546
Increase/(decrease) in accrued expenses		1,611,474	447,773
Increase/(decrease) in GST liabilities		85,667	97,158
Increase/(decrease) in lease liabilities		26,842	28,915
Increase/(decrease) in creditors		96,873	110,540
Net cash provided by (used in) operating activities		2,120,717	1,661,090

AUSTRALIAN BRICK & BLOCKLAYING TRAINING FOUNDATION LTD
(A.C.N. 097 159 914)

STATEMENT OF CHANGES IN EQUITY
YEAR ENDED 30 JUNE 2007

	Note	Retained Surplus \$	Total \$
Balance at 1 July 2005		298,702	298,702
Surplus funds available		550,229	550,229
Contributions from states		1,024,317	1,024,317
Balance at 30 June 2006		1,873,248	1,873,248
Surplus funds available		1,044,418	1,044,418
Contributions from states		-	-
Balance at 30 June 2007		2,917,667	2,917,667

AUSTRALIAN BRICK & BLOCKLAYING TRAINING FOUNDATION LTD
(A.C.N. 097 159 914)

NOTES TO THE FINANCIAL STATEMENT
YEAR ENDED 30 JUNE 2007

Note 1: Statement of Significant Accounting Policies

The financial report is a general purpose financial report that has been prepared in accordance with Accounting Standards, Urgent Issues Group Interpretations and other authoritative pronouncements of the Australian Accounting Standards Board.

The financial report covers the Australian Brick and Blocklaying Training Foundation Limited (ABBTF). The financial report of the ABBTF complies with all Australian equivalents to International Financial Reporting Standards in their entirety.

The following is a summary of the material accounting policies adopted by the ABBTF in the preparation of the financial report. The accounting policies have been consistently applied, unless otherwise stated.

Basis of Preparation

The ABBTF has prepared financial statements in accordance with the Australian equivalent to International Financial Reporting Standards (AIFRS) from July 2005. The financial report is prepared on an accruals basis and is based on historical costs.

Accounting Policies

a. Income Tax

No provision for income tax has been raised as the ABBTF operates solely as a non-profit company and is exempt from income tax.

b. Property, Plant and Equipment

Each class of property, plant and equipment is carried at cost less, where applicable, any accumulated depreciation and impairment losses.

Depreciation

The depreciable amount of all fixed assets is calculated on a diminishing value basis over the useful lives of the assets from the time the asset is held ready for use.

c. Leases

Leases of fixed assets, where substantially all the risks and benefits incidental to the ownership of the asset, but not the legal ownership, are transferred to the ABBTF, are classified as finance leases. Finance leases are capitalised by recording an asset and a liability at the amount equal to the present value of the minimum lease payments, including any guaranteed residual values. Lease payments are allocated between the reduction of the lease liability and the lease interest expense for the period. Leased assets are depreciated on a diminishing value basis over their estimated useful lives where it is likely that the ABBTF will obtain ownership of the asset or ownership over the term of the lease.

Lease payments for operating leases, where substantially all the risks and benefits remain with the lessor, are charged as expenses in the periods in which they are incurred.

d. Cash and Cash Equivalents

Cash and cash equivalents include cash on hand, deposits held at-call with banks and other short-term highly liquid investments.

e. Revenue

Revenue from Members Levies is recognised upon completion of the month to which the levy relates. Interest revenue is recognised when received.

NOTES TO THE FINANCIAL STATEMENT
YEAR ENDED 30 JUNE 2007

f. Goods and Services Tax

Revenues, expenses and assets are recognised net of the amount of GST, except where the amount of GST incurred is not recoverable from the Australian Tax Office. In these circumstances the GST is recognised as part of the cost of acquisition of the asset or as part of an item of the expense. Receivables and payables in the statements of financial position are shown inclusive of GST.

g. Comparative Figures

When required by Accounting Standards, comparative figures have been adjusted to conform to changes in presentation for the current financial year.

h. Critical Accounting Estimates and Judgments

The ABBTF evaluate estimates and judgments incorporated in the financial report based on historical knowledge and best available current information. Estimates assume a reasonable expectation of future events and are based on current trends and economic data.

AUSTRALIAN BRICK & BLOCKLAYING TRAINING FOUNDATION LTD
(A.C.N. 097 159 914)

NOTES TO THE FINANCIAL STATEMENT
YEAR ENDED 30 JUNE 2007

Note 2: Administration Costs	2007	2006
	\$	\$
Accounting and levy collection	17,339	10,655
Audit fees	7,358	5,925
Bank charges	810	903
Computer costs	6,492	2,433
Conference and training	1,719	6,109
Depreciation	12,273	3,090
Insurance officer liability	6,500	8,215
Insurance public liability	1,990	1,990
Insurance workers compensation	1,739	768
Interest	2,976	777
Legal fees	4,655	10,874
Long service Leave accrued	2,675	11,799
Office expenses	7,542	836
Postage and courier	4,113	1,347
Printing and stationery	13,930	3,520
Rent	73,603	54,173
Research costs	2,300	523
Staff amenities	3,635	885
Subscriptions	1,056	1,425
Sundry	1,334	3,348
Superannuation	9,094	4,417
Telephone	10,101	3,547
Wages and salaries	75,898	58,008
	269,132	195,567

Note 3: Promotional Costs	2007	2006
	\$	\$
Apprentice awards	38,350	15,073
Clothing	9,469	18
Expos and events	37,897	25,354
Newsletter	7,754	0
Newspaper/print advertising	129,278	8,932
Other promotional costs	9,953	17,033
Printing – promotional	35,489	45,881
Radio advertising	20,041	80,862
Signage	31,335	0
Schools promotion	10,493	10,909
TAFE promotion	19	2,621
UK promotion	54,810	0
Website maintenance	11,496	665
	396,384	207,348

AUSTRALIAN BRICK & BLOCKLAYING TRAINING FOUNDATION LTD
(A.C.N. 097 159 914)

NOTES TO THE FINANCIAL STATEMENT
YEAR ENDED 30 JUNE 2007

Note 4: Development Costs	2007	2006
	\$	\$
Service fee	7,000	0
Superannuation	30,284	16,203
Telephone	17,766	7,186
Travel – motor vehicle lease	9,666	4,125
Travel and accommodation	78,810	14,028
Travel interstate	31,165	16,207
Wages and salaries	363,306	201,464
	537,997	259,213
Note 5: Cash and Cash Equivalents	2007	2006
	\$	\$
Cash on hand	896	794
Cash at bank	3,993,812	1,873,197
	3,994,708	1,873,991
Note 6: Property, Plant and Equipment	2007	2006
	\$	\$
Office equipment – at cost	24,644	18,592
Less accumulated depreciation	-10,968	-6,202
	13,676	12,390
Motor vehicles – at cost	80,270	42,143
Less accumulated depreciation	-22,859	-15,352
	57,411	26,791
Total Property, Plant and Equipment	71,087	39,181
Note 7: Trade and Other Payables	2007	2006
	\$	\$
PAYG tax	21,876	13,669
Superannuation liability	8,953	461
Trade creditors	176,584	96,410
	207,413	110,540
Note 8: Accrued Expenses	2007	2006
	\$	\$
Audit fees	6,000	4,000
Employment subsidy	1,325,543	418,954
Employment support – direct	725,000	0
Exhibitions & events	1,387	0
Long service leave accrued	14,474	11,799
Postage	661	0
Pre apprenticeship	10,000	10,000
Printing & stationery	478	0
Rent	1,553	3,418
Step out program	10,872	35,384
Telephone – Land Lines	0	700
Travel & Accommodation	961	1,200
	2,096,929	485,455

AUSTRALIAN BRICK & BLOCKLAYING TRAINING FOUNDATION LTD
(A.C.N. 097 159 914)

NOTES TO THE FINANCIAL STATEMENT
YEAR ENDED 30 JUNE 2007

Note 9: Equity

New South Wales	2007	2006
	\$	\$
Balance at beginning	430,410	118,028
Share of surplus/deficit	18,481	312,382
	448,891	430,410
ACT		
Balance at beginning	185,272	125,472
Share of surplus/deficit	28,302	59,800
	213,574	185,272
Queensland		
Balance at beginning	1,087,456	780,818
Share of surplus/deficit	562,865	306,638
	1,650,321	1,087,456
Victoria		
Balance at beginning	170,110	298,702
Share of surplus/deficit	96,365	-128,592
	266,475	170,110
South Australia		
Balance at beginning	0	0
Share of surplus/deficit	39,757	0
	39,757	0
West Australia		
Balance at beginning	0	0
Share of surplus/deficit	285,390	0
	285,390	0
Tasmania		
Balance at beginning	0	0
Share of surplus/deficit	13,259	0
	13,259	0

Note 10: Mortgages and Charges

The ABBTF had no mortgages, charges or securities affecting the property of the ABBTF at balance date.

AUSTRALIAN BRICK & BLOCKLAYING TRAINING FOUNDATION LTD
(A.C.N. 097 159 914)

NOTES TO THE FINANCIAL STATEMENT
YEAR ENDED 30 JUNE 2007

Note 11: Related Parties

The following Board of Directors held office during the financial year:

Colin Kupke	Managing Director, C & M Bricks	
Keith Mitchelhill	Exec General Manager, Boral Clay & Concrete	
Lindsay Partridge	Managing Director, Brickworks Ltd	
Neill Evans	Exec General Manager, CSR Bricks & Roofing	(Appointed 21 November 2006)
Bruce Mackenzie	Director, Holmesglen Inst. of TAFE	
Brian Moss	Apprentice Manager, Australand	
Patrick Eather	General Manager Operations, Metricon Homes	
Lawrie Dore	Chief Executive Officer, DJ Builders	
Chris Lamont	Senior Executive Director – Industry Policy HIA	(Appointed 28 February 2007)
Grant Daly	National Manager, Training Policy MBA	
Geoff Noble	General Manager, ABBTF	
Chris Grubb Exec	General Manager, CSR Bricks & Pavers	(Resigned 21 November 2006)
Elizabeth Crouch	Chief Executive Officer, Industry Policy HIA	(Resigned 28 February 2007)

The total amount of remuneration of the Executive Director for the 2007 financial year was \$171,096 (2006 \$90,300). The amount includes salary, superannuation and motor vehicle allowance received or due and receivable for the financial year. There were no loans made to Board members during the reporting period.

Note 12: Contingent Liabilities

The following contingent liability may arise from subsidies to bricklayers for employment of apprentices directly or through Group Training Companies. The liability is contingent upon a number of apprentices making satisfactory progress through their term.

	\$
Victoria	250,700
New South Wales	506,250
Australian Capital Territory	44,250
Queensland	300,500
Tasmania	8,000
South Australia	26,700
West Australia	92,600
	1,229,000

AUSTRALIAN BRICK & BLOCKLAYING TRAINING FOUNDATION LTD
(A.C.N. 097 159 914)

MEMBER COMPANIES

Queensland

- Austral Bricks
- Austral Masonry
- Boral Bricks
- Boral Masonry
- CSR Bricks & Pavers
- Hanson Masonry
- Scott Brickworks
- Tableland Concrete Blocks
- QC Bricks
- Capricornia Rockblock

New South Wales

- Austral Bricks
- Boral Bricks
- Boral Masonry
- CSR Bricks & Pavers
- C & M Brick
- Baines Masonry
- Namoi Valley Brickworks
- AJ Baker (Wingham)
- Glen Innes Brickworks

Victoria

- Austral Bricks
- Boral Bricks
- Boral Masonry
- CSR Bricks & Pavers
- C&M Brick
- Daniel Robertson Aust.
- Selkirk

Australian Capital Territory

- Austral Bricks
- Boral Bricks
- Boral Masonry
- CSR Bricks & Pavers
- C&M Brick
- Baines Masonry

South Australia

- Austral Bricks
- Boral Bricks
- Boral Masonry
- CSR Bricks & Pavers
- C&M Brick

Western Australia

- Austral Bricks
- Midland Brick
- Geraldton Brick

Tasmania

- Austral Bricks
- Hanson Masonry
- K&D Bricks & Pavers
- Island Block & Paving
- Tasco Bricks, Blocks & Pavers